

Key knowledge

1. Everyone looks different and is special and unique
2. We should celebrate what makes people different
3. The names of people in my family
4. My school is Meadowfield Primary and I am in Reception
5. Parts of my body and what they help me to do
6. I can feel different ways and understand how others feel
7. I can talk about what I can do now that I couldn't when I was little

Key Vocabulary

Family – the people who are special in my life

Unique – what makes us different?

Body part names – head, legs, torso, feet, hands

Senses – send information to the brain to help us understand the world around us

Past – something that has already happened

Present – happening now

Feelings – angry, happy, sad, worried

CLL

Describe events in some detail

Use talk to help work out problems and organise thinking and activities, and to explain how things work and why they might happen.

Develop social phrases

Engage in story times

Retell the story, once they have developed a deep familiarity with the text, some as exact repetition and some in their own words.

PD

Further develop the skills they need to manage the school day successfully: lining up and queuing mealtimes

Develop their small motor skills so that they can use a range of tools competently, safely and confidently.
Suggested tools: pencils for drawing and writing, paintbrushes, scissors, knives, forks and spoons.

Literacy

Read individual letters by saying the sounds for them

Blend sounds into words, so that they can read short words made up of known letter– sound correspondences.

Form lower case letters correctly



PSED

Express their feelings and consider the feelings of others.

Build constructive and respectful relationships.

See themselves as a valuable individual.

UTW

Talk about members of their immediate family

Name and describe people who are familiar to them

Comment on images of familiar situations in the past.

EAD

Explore, use and refine a variety of artistic effects to express their ideas and feelings

Listen attentively, move to and talk about music, expressing their feelings and responses

Develop storylines in their pretend play.

Maths

White Rose Maths Scheme

NCETM progression grids

Story Time focus texts

Traditional tales – retelling, story ordering repetitive phrases, characters




Reception – Autumn 1 – All about me

Days of the week
rhyme

Weather song

One, finger, one
thumb

Settling in
sessions



Focus Skills

Holding a pencil

Finding my name

Colour mixing

Using scissors

This book is all about settling into routines and school

The children will become familiar with the areas of provision as well as knowing key places in school and the names of adults and children in the classroom

These books are about why we are special and our families

The children will talk about what makes them special, their talents and how they look. They will compare their families and think about how they have changed from a baby to now

These books will help us to understand our emotions and how we feel as well as the parts of our body

We will be able to say how we may feel in a certain situation and how others feel. We will begin to accept decisions made. Children will know key parts of their body and what they are used for

Experiences

Tour of school

Circle and friendship games

Photos

Rules and routines

Experiences

Looking at ourselves in mirrors

Talent show

Sharing pictures of our families

Family portraits

Comparing pictures as a baby to now

Looking after babies

Experiences

Sharing feelings

Listening to music and discussing how it makes us feel

Our happy place

Gingerbread people